


Ideal for locations of office building, supermarket, exhibition center, meeting room, factory building, wherever extra light is needed. Designed for surface, pendant, stem or chain hanging. Mounting holes are provided for simple, fast installation.

Optional Kelvin color\* with adder.

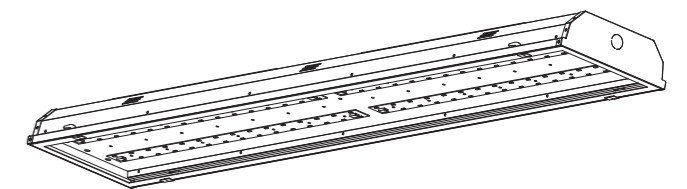
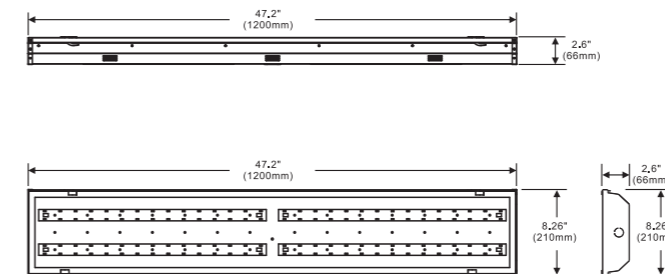


FEATURES
<b>LISTING</b> UL and CUL listed
<b>HOUSING</b> Housing was made of high quality steel Accepts, stem, pendant or chain mount
<b>FINISH</b> UV stabilized powder coated finish
<b>OPTION</b> Optional lensed door protects the lamp that outside contact and is hinged Optional Heat and impact polycarbonate clear lens Optional 347V with adder/480V Optional motion sensor can be specified in the factory or field installed.

SPECIFICATION	LED-HB-60	LED-HB-80	LED-HB-100
Model No.	LED-HB-60	LED-HB-80	LED-HB-100
System watts	58	80	102
Lumen Output	7560lm**	10015lm**	12700lm**
Color	5000K		
MA	140MA	130MA	114MA
Input Voltage	120~277V		
CRI	70+		
Starting Temp	-40°C		
Equivalent	150W MH	175W MH	175-250W MH

\* Different LED Kelvin temperature available with 4-6 week lead time. Please call for a quote.  
\*\* DISCLAIMER: This test report was produced in accordance with IES LM-79 photometric testing protocol for luminaires, using a single representative test fixture. Actual production units may vary from the values reported here by up to ±10%.

**DIMENSIONS** / **LINE DRAWING**



\* Different LED Kelvin temperature available with 4-6 week lead time. Please call for a quote.  
\*\* DISCLAIMER: This test report was produced in accordance with IES LM-79 photometric testing protocol for luminaires, using a single representative test fixture. Actual production units may vary from the values reported here by up to ±10%.